

FLUORESCENT LIGHTING

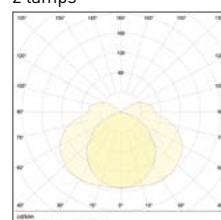

EVF-F.. Series - Zones 1, 2, 21 & 22, end-cups in GRP



- Complete range of explosion-proof linear lighting fixtures available with single or double lamp and ideal for applications where a continuous row of lighting is needed to ensure a uniform illumination of production sites and machinery.
- EVF-F lighting fixtures are manufactured with a high resistance cylindrical polycarbonate lamp housing and with end cups made of corrosion resistant and high mechanical resistance GRP.
- Threelayers-extrusion lamp housing: Polycarbonate layer; Top side reflecting layer which protects inner electrical and electronic apparatus from direct sun heating/radiation effect; Filter layer which protects inner polycarbonate layer against UV radiation and related yellowing effect.
- Circular shape grants the best possible "CX" factor, therefore it is less affected by wind dusts, no flat surfaces to avoid pollution and dirty bunching.
- All lighting fixtures are supplied ready for LOOP IN-LOOP OUT facility.

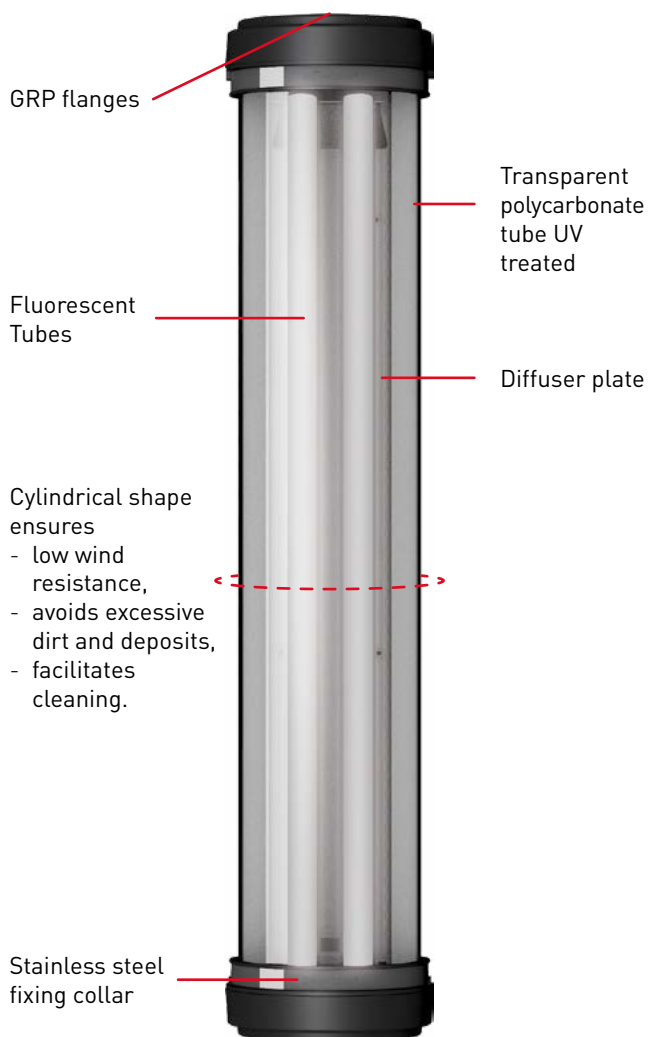
TECHNICAL FEATURES

Material	- Transparent polycarbonate envelope UV protected - GRP flanges - Stainless steel fastening collar	- White lacquered steel plate for increased reflectivity - Stainless steel screws	
IP, IK rating	IP66/IP 69K - IK 10		
Ambient temperature range	-20 °C to + 60 °C		
Approval	ATEX: LCIE 17 ATEX 3035 X - IECEx: IECEx LCIE 17.0064X EAC: RU C-IT.BH02.B.00616/20 (Not available for versions with Microswitch)		
Markings	II 2 G Ex db eb IIC T6 to T3 Gb (type of protection and temp. class depend on electrical equipment) II 2 D Ex tb IIIC T80 °C to T140 °C Db Standards compliance IEC/EN 60079-0, 60079-1, 60079-7, 60079-18 and 60079-31		
Zones	Gas and Dust: zones 1&2, 21 & 22		
Cable entries	PNCX connector for cable diameters 7 to 14 mm. On request: - 1 polyamide cable gland and 1 plug M20 for cable diameters 7 to 14 mm - 1 polyamide cable gland and 1 plug M25 for cable diameters 10 to 18 mm - Metal cable gland for armoured or unarmoured cable - Loop In/Loop Out - Through wiring - + 2 PNCX loop In/loop Out		
Lamps	EVF-F series lighting fixtures are suitable for two pins fluorescent lamps G13 socket Philips TL-D or equivalent (lamps excluded)		
Ballast	Possibility to have High frequency electronic ballast in compliance with IEC/EN 60079-18		
Electrical specifications			
Voltage	220-240 Vac (normal and emergency service)/198-278 Vdc (normal service)		
Frequency	0/50-60 Hz		
Power factor	> 0,95cos(Φ)		
Emergency unit:	18W:	36W:	
Operating time	90' at 19% of flux 120' at 12% of flux	90' at 17% of flux 120' at 10% of flux 180' at 11% of flux	58W: 90' at 12% of flux 120' at 9% of flux 180' at 9% of flux
Optional accessories	AISI316 Pole mounting kit/AISI316 Ceiling/Wall mounting kit/AISI316 Suspension mounting kit/3° bottom entry M20x1,5/AISI316 protection guard		
Photometric light curves	1 lamp	2 lamps	



The EVF-F luminaries have a very high mechanical resistance to shocks IK10 and corrosion while being particularly bright. Thus they meet all requirements of aggressive environments (humidity, corrosion, pollution) for industrial areas at risk of explosion.

EVF-F LUMINARIES



Two opening switches allow the light source and the battery to be switched off automatically when the luminaire flange is open.

MODULAR CONNEXION WAY

Through PNCX connector

- easier and quicker installation & maintenance
- easier loop in loop out, you can keep lighting throughout other lightings during maintenance operations.



**LOOP IN/LOOP OUT
1 SOCKET + 1 PLUG
PNCX VERSION**

With cable gland

- Metric threads M20 or M25
- Loop in loop out facility
- Available for armoured cables or unarmoured.

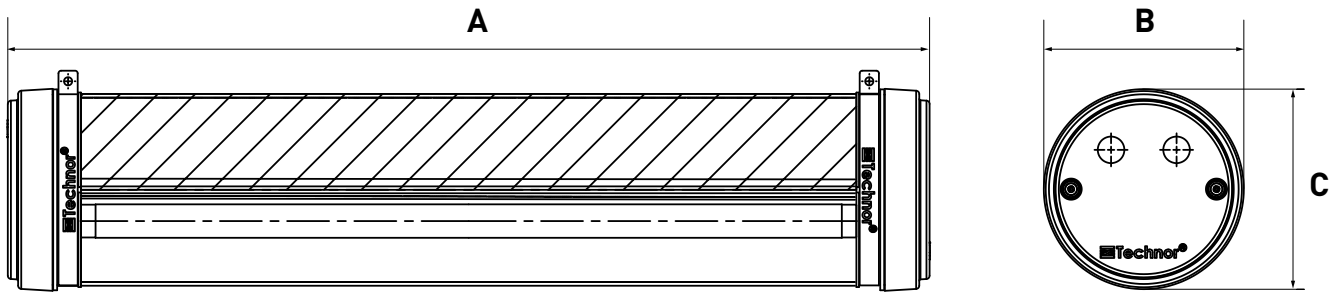


**LOOP IN/LOOP OUT
POLY GLAND VERSION**



**ARMOURED CABLE GLAND
VERSION**

Dimensions – EVF-F



EVF-F.. Ex db eb - Lighting fixtures for normal service

TYPE	CODE	LAMP [W]	DIMENSIONS [mm]			WEIGHT [Kg]
			A	B	C	
EVF-F 118	A020741810001	1X18	745	153	166	4.50
EVF-F 218	A020741810003	2X18	745	153	166	4.50
EVF-F 136	A020743610001	1X36	1342	153	166	6.50
EVF-F 236	A020743610003	2X36	1342	153	166	6.50
EVF-F 158	A020745810001	1X58	1642	153	166	8.50
EVF-F 258	A020745810003	2X58	1642	153	166	8.50
EVF-F 118 - with Microswitch	A020741810002	1X18	745	153	166	4.50
EVF-F 218 - with Microswitch	A020741810004	2X18	745	153	166	4.50
EVF-F 136 - with Microswitch	A020743610002	1X36	1342	153	166	6.50
EVF-F 236 - with Microswitch	A020743610004	2X36	1342	153	166	6.50
EVF-F 158 - with Microswitch	A020745810002	1X58	1642	153	166	8.50
EVF-F 258 - with Microswitch	A020745810004	2X58	1642	153	166	8.50

EVF-F.. Ex db eb - Lighting fixtures for emergency service

TYPE PERMANENT	CODE	POWER [W]	EMERGENCY DURATION	DIMENSIONS [mm]			WEIGHT [Kg]
				A	B	C	
EVF-F 136 LE P 90	A020843610004	1X36	90'	1342	153	166	9.00
EVF-F 136 LE P 120	A020843610019	1X36	120'	1342	153	166	10.00
EVF-F 136 LE P 180	A020843610020	1X36	180'	1342	153	166	10.50
EVF-F 236 LE P 90	A020843610002	2X36	90'	1342	153	166	9.00
EVF-F 236 LE P 120	A020843610021	2X36	120'	1342	153	166	10.00
EVF-F 236 LE P 180	A020843610022	2X36	180'	1342	153	166	10.50
EVF-F 158 LE P 90	A020845810001	1X58	90'	1642	153	166	10.00
EVF-F 158 LE P 120	A020845810019	1X58	120'	1642	153	166	11.00
EVF-F 158 LE P 180	A020845810020	1X58	180'	1642	153	166	11.50
EVF-F 258 LE P 90	A020845810003	2X58	90'	1642	153	166	10.00
EVF-F 258 LE P 120	A020845810021	2X58	120'	1642	153	166	11.00
EVF-F 258 LE P 180	A020845810022	2X58	180'	1642	153	166	11.50
EVF-F 136 LE P 90 - with Microswitch	A020843610001	1X36	90'	1342	153	166	9.00
EVF-F 136 LE P 120 - with Microswitch	A020843610023	1X36	120'	1342	153	166	10.00
EVF-F 136 LE P 180 - with Microswitch	A020843610024	1X36	180'	1342	153	166	10.50
EVF-F 236 LE P 90 - with Microswitch	A020843610003	2X36	90'	1342	153	166	9.00
EVF-F 236 LE P 120 - with Microswitch	A020843610025	2X36	120'	1342	153	166	10.00
EVF-F 236 LE P 180 - with Microswitch	A020843610026	2X36	180'	1342	153	166	10.50
EVF-F 158 LE P 90 - with Microswitch	A020845810002	1X58	90'	1642	153	166	10.00
EVF-F 158 LE P 120 - with Microswitch	A020845810023	1X58	120'	1642	153	166	11.00
EVF-F 158 LE P 180 - with Microswitch	A020845810024	1X58	180'	1642	153	166	11.50
EVF-F 258 LE P 90 - with Microswitch	A020845810004	2X58	90'	1642	153	166	10.00
EVF-F 258 LE P 120 - with Microswitch	A020845810025	2X58	120'	1642	153	166	11.00
EVF-F 258 LE P 180 - with Microswitch	A020845810026	2X58	180'	1642	153	166	11.50

EVF-F.. Ex db eb - Lighting fixtures for emergency service

TYPE NON PERMANENT	CODE	POWER [W]	EMERGENCY DURATION	DIMENSIONS [mm]			WEIGHT [Kg]
				A	B	C	
EVF-F 118 LE-NP 90	A020841810005	1X18	90'	745	153	166	7.00
EVF-F 118 LE-NP 120	A020841810013	1X18	120'	745	153	166	8.00
EVF-F 136 LE-NP 90	A020843610015	1X36	90'	1342	153	166	9.00
EVF-F 136 LE-NP 120	A020843610027	1X36	120'	1342	153	166	10.00
EVF-F 136 LE-NP 180	A020843610028	1X36	180'	1342	153	166	10.50
EVF-F 158 LE-NP 90	A020845810013	1X58	90'	1642	153	166	10.00
EVF-F 158 LE-NP 120	A020845810027	1X58	120'	1642	153	166	11.00
EVF-F 158 LE-NP 180	A020845810028	1X58	180'	1642	153	166	11.50
EVF-F 118 LE-NP 90 - with Microswitch	A020841810006	1X18	90'	745	153	166	7.00
EVF-F 118 LE-NP 120 - with Microswitch	A020841810014	1X18	120'	745	153	166	8.00
EVF-F 136 LE-NP 90 - with Microswitch	A020843610014	1X36	90'	1342	153	166	9.00
EVF-F 136 LE-NP 120 - with Microswitch	A020843610029	1X36	120'	1342	153	166	10.00
EVF-F 136 LE-NP 180 - with Microswitch	A020843610030	1X36	180'	1342	153	166	10.50
EVF-F 158 LE-NP 90 - with Microswitch	A020845810014	1X58	90'	1642	153	166	10.00
EVF-F 158 LE-NP 120 - with Microswitch	A020845810029	1X58	120'	1642	153	166	11.00
EVF-F 158 LE-NP 180 - with Microswitch	A020845810030	1X58	180'	1642	153	166	11.50